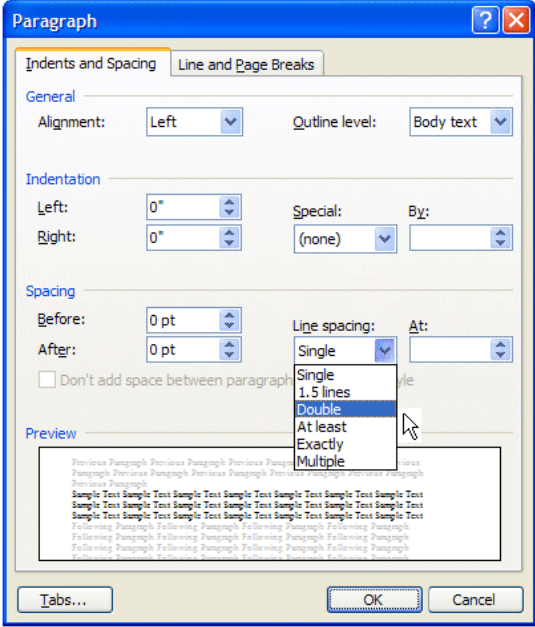
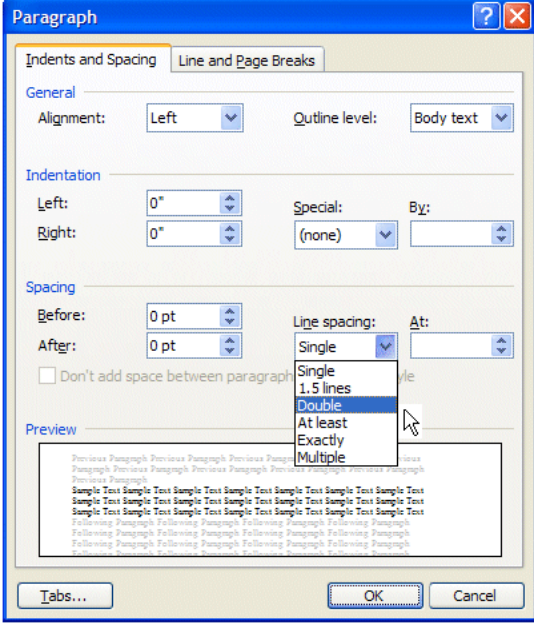




BASICS REQUIEREMENTS to MLA 8th ed. and APA 7th ed. Format

by Mrs. Amelia Acevedo (March 2020)

<i>Modern Language Association- MLA</i>	<i>American Psychology Association- APA</i>
<p>-General requirements: Paper 8.5 x 11 Write in one side of the paper Font Times New Roman 12 or Arial 12 Double space Margins 2,54 or 1” Left align One space after punctuations Not bold, neither underline Include figures (visual or tables)</p> 	<p>-General requirements: Paper 8.5 x 11 New! Write in one side of the paper (Optional both side) New! Font: Times New Roman 12, Calibri 11, Arial 11, Lucida Sans Unicode 10, and Georgia 11. Double space Margins 2,54 or 1” Left align One space after punctuations Not underline, bold only the subtitles Visual or tables most been in the Appendices</p> 
<p>-Pages: Last Name and page #</p>	<p>-Page numbers and running head: in the upper right-hand corner of each page, include a 1-2 words version of your title, no more than 50 characters (IN ALL CAPS). Follow with five spaces and then the page number or write the running head in the upper left-hand corner and the page number at the right-hand.</p>
<p>-Id block: upper left-hand corner Student Name Professor Name Course title and group Date: Universal= Date Month Year English= Month Day, Year</p>	<p>-Title Page: Center No underlined, no italic, no bold</p>

Español= día mes año

Last Name 1

Your Name
 Instructor's Name
 Course Title
 Date

The Title of the Paper

Start the paper with something to get the reader's attention, and then lead into the thesis statement. The thesis statement is usually the last sentence of the introduction paragraph(s) so the reader can easily tell what the paper is about. All of the body paragraphs should support the thesis statement.

The body of the paper describes and explores the thesis statement to strengthen the paper's claim or focus. All paragraphs should have a topic sentence, evidence and discussion sentences, and a conclusion or transition sentence. Use credible sources as evidence to support ideas.

Title: center (no bold, neither underline)
If the title include title book or a document title, write in *Italic*.

Sample APA Research Paper

Sample Title Page



or

Full title of the paper
Your Name
The Name of the Institution

or

Full title of the paper
Your name
Professor Name
The Name of the Institution
Date

-Dedicatory or Appreciation- are optional
-Table of Contents- is optional
-Abstract:
150-250 words

-Text body: Use indent. Write in paragraphs. Write the introduction, the contents, and the conclusion in a big essay format.

-Text body: start with the title of the project, write the introduction, the body, and the **Conclusion** can be in bold. "Less is more".

-Images or tables: are include in the text body write (see figure 1)- number order. Include the image and behind it writes (Figure 1- title or description)

-Images or tables = Appendices: on a separate page, at the end. In the text body write (Appendix A)- alphabetical order In Appendices page- include the image and a title or description.


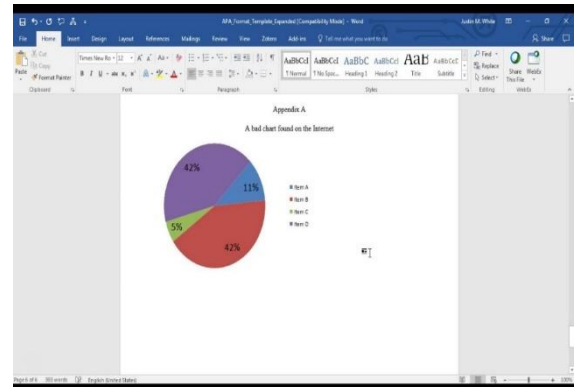


Figure 1 Truth About Common Core

(Anderson). These standards set up a theoretical box in which teachers cannot teach out of. It is meant to make education a level playing field for all children in which they are taught the same thing, in the same way, in each subject. The problem with this is that not all children learn the same way. When we expect all of them to learn the same information, in the same way, some children will fall through the cracks. (See Truth About Common Core). This seems to be a form

Illustration has figure number and caption.



-In-text citations: basics rule author's last name and the page number (Ruiz 56) (Title page)

-In-text citations: basics rule author's last name and the year of publication (Ruiz, 2011) (Title, year)

-Works Cited- list of sources of information
 Page apart at the end of the essay
 Alphabetical order
 French indent (hanging indent)
Italicize the titles Article or short poems in “quotation marks”
 No author- use the title
 No date- (n.d.) Sin fecha (s.f.)
 Punctuations are so important.
 Remove hyperlink

- 1 Author.
- 2 Title of source.
- 3 Title of container,
- 4 Other contributors,
- 5 Version,
- 6 Number,
- 7 Publisher,
- 8 Publication date,
- 9 Location.


-References- list of sources of information
 Page apart at the end of the document in alphabetical order.
 New! Authors up to 20. Surname, Initial.
 French indent (hanging indent= tab)
Italicize the titles
 Punctuations are so important.
 No author- use the title in italic
 No date- (n.d.) Sin fecha (s.f.)
 New! Do not write the publication city.
 New! URL address only www
 New! Remove Hyperlink optional.

Book example:

DiSpezio, M.A. (2017). *Science Fusion*. McHaughton.

Webpage example:

Water Pollution. (2019). <https://www.environmentalcenters.org>



- 🔗 APA typical use in Social Sciences (Psychology, Sociology). MLA typical use in Humanities (Languages, Art).
- 🔗 Any information that is not your own, most be cited, avoid plagiarism (Reglameto de EAVIA en Capítulo VI Actos Sancionables y Procedimientos Disciplinarios. Artículo 1= Sujetos a Sanciones Académicas: Plagio en cualquiera de sus modalidades incluyendo copiarse en los exámenes y otros trabajos académicos.)
- 🔗 The librarian offers the APA and MLA workshops and she is available to corroborate the bibliographies by email or in the library. Refer to *Manejo de Información* blog <https://carmenamelia4.wordpress.com/> to found more details.

References

APA vs MLA. (2018). <https://libguides.enc.edu/criticalwriting>

Investigación/Instrucción. (2020). https://aguadilla.inter.edu/elcai/?page_id=3328

Manejo de información. (2019). <https://carmenamelia4.wordpress.com>

MLA Style. (2018). https://owl.purdue.edu/owl/research_and_citation/mla_style/mla_style_introduction.html

Streefkerk, R. & Streefkerk, R. (2019, November 5). *APA Manual 7th Edition: The 17 Most Notable Changes*.

<https://www.scribbr.com/apa-style/apa-seventh-edition-changes/>